










# Belgian Linen, *Color Body Porcelain.*

## Technical information

*Tile collection performance based on industry standards.*

| <i>Technical Information</i>                                                        |                     |                                    |                               |
|-------------------------------------------------------------------------------------|---------------------|------------------------------------|-------------------------------|
|    | WATER ABSORPTION    | ANSI / ISO - (%)                   | < 0.5%                        |
|    | ABRASION RESISTANCE | ANSI / ISO                         | CLASS 4                       |
|    | SCRATCH HARDNESS    | ANSI / ISO - (Mohs)                | 7                             |
|    | BREAKING STRENGTH   | ANSI - (lbf)<br>ISO - (N)          | >350<br>>1500                 |
|    | SHADE VARIATION     |                                    | V1                            |
|    | SLIP RESISTANCE     | ANSI - DCOF (WET)<br>ISO - R VALUE | MATTE $\geq 0.50$<br>MATTE R9 |
|    | CHEMICAL RESISTANCE | ANSI / ISO                         | CLASS A                       |
|   | STAIN RESISTANCE    | ANSI<br>ISO                        | CLASS A<br>CLASS 5            |
|  | FROST RESISTANCE    | ANSI / ISO                         | PASS                          |

Test values are based on ANSI / ISO standards according to: ANSI A137.1 - Porcelain tile P1 Class, ISO 13006 - G - Bia Group, En 14411 - G - Bia Group. Variances in test values can occur in different production lots.

## Usage recommendations

*Anatolia's recommendations for suitable applications.*

| <i>Usage Recommendations*</i> |                          | MATTE COLOR BODY PORCELAIN |       |
|-------------------------------|--------------------------|----------------------------|-------|
| APPLICATION                   |                          | WALL                       | FLOOR |
| INTERIOR                      | RESIDENTIAL              | •                          | •     |
|                               | COMMERCIAL               | •                          | •     |
|                               | HEAVY COMMERCIAL         | •                          |       |
| EXTERIOR                      | RESIDENTIAL / COMMERCIAL | •                          |       |

\* These recommendations are not defined by ANSI/ISO standards.